

CASE STUDY: Viking Dec-K-ing



## Residential Deck Renovation

Stanmore Bay, Auckland

### THE CHALLENGE

The deck of a residential Stanmore Bay property had been coated with a liquid waterproofing membrane that had begun to leak after only one year. This was extremely problematic as there was a living area under a section of it. The owners called the applicators of this membrane, who did some remedial work in an attempt to make the deck watertight. The deck began leaking again after 18 months and it became clear to the home owners that this repair – leak – repair-leak cycle must not continue.

### THE SOLUTION

The home owners began various renovations and decided to add waterproofing of the deck to the list. Five years earlier when they were deciding what material to use to waterproof the deck, Viking Dec-K-ing had been specified, but the applicator had convinced them to switch. After five years of constant head-aches, the home owners decided to revert to their original specification – Viking Dec-K-ing.

They asked Viking Roofspec for a list of licensed approved Dec-K-ing applicators. Once they had decided on one, they had to choose a pattern. They went with the 'Sand Pebble'. Aside from the fact that they liked the look of it, it also tied-in well with the exterior cladding and the natural environment; including Stanmore Bay in the background.

Before installation, the substrate had to be ground-

back to the bare concrete, removing all traces of the previous membrane. Before the Dec-K-ing membrane could be laid, a hydro-poxy sealant was used as a precautionary barrier against moisture that may have soaked in to the concrete substrate after years of ingress, that could potentially affect the adhesion of the new membrane.

As Dec-K-ing is a grippy, trafficable membrane the home owners liked the idea of walking out onto it to take in their spectacular view; something that had proven tricky with the previous surface.

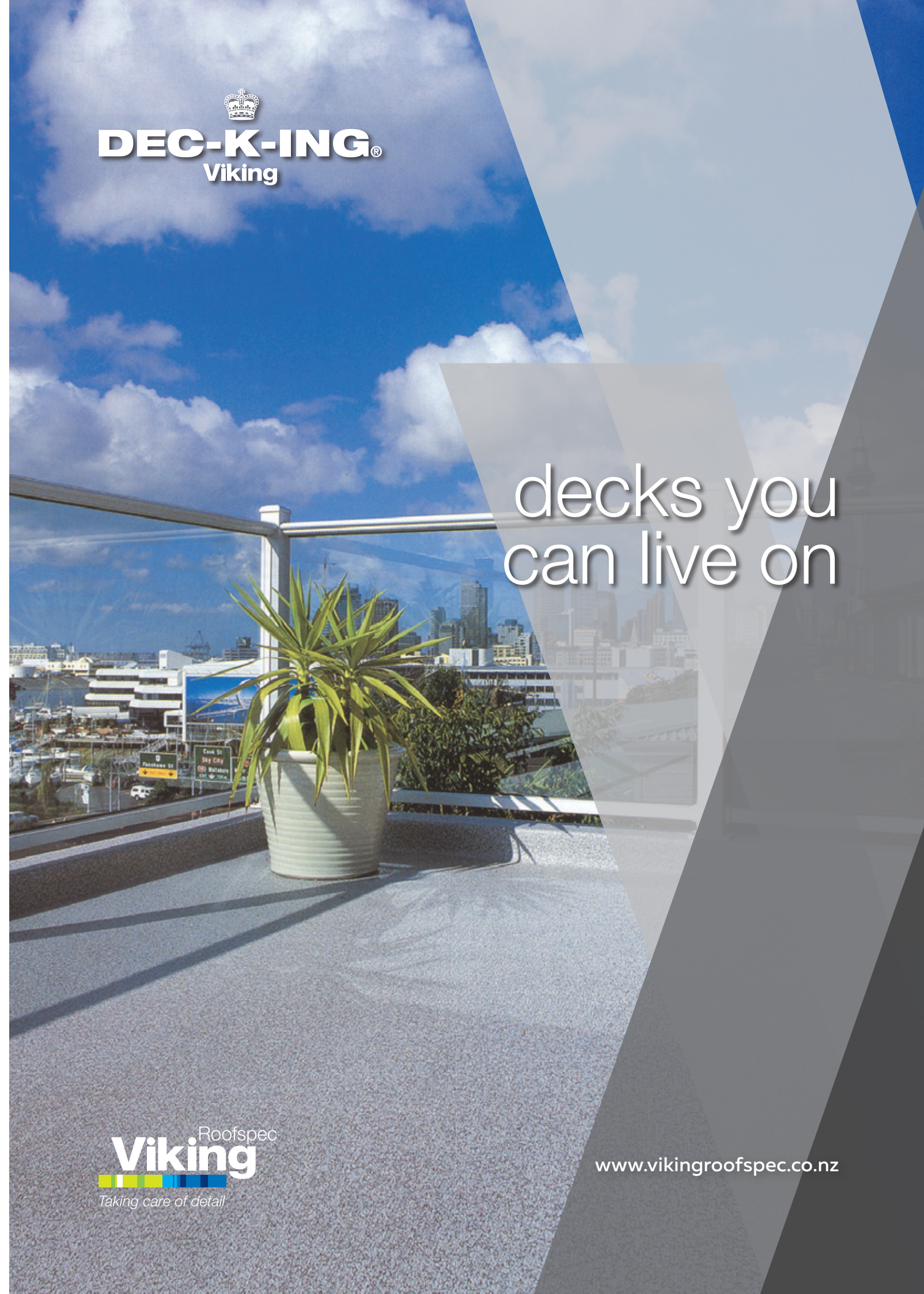
Most importantly to the home owners, Dec-K-ing had a good track-record of water tightness due to the high workmanship standard of Viking's applicator network and the heat-weldability of the vinyl sheet system. After the nightmares they had with their liquid membrane, they were extremely excited about the prospect of having a deck that was going to stay waterproof beyond the 20 year warranty period.

### THE RESULT

Once the Viking Dec-K-ing installation was completed, the home owners could reflect on what had been a long, and previously painful, journey. They were delighted with the aesthetic finish of their trafficable, watertight deck solution; backed by a warranty of substance. Their only regret was that Dec-K-ing had not been installed in the first place; which would have saved tens of thousands of dollars in remedial work.

  
**DEC-K-ING®**  
Viking

decks you  
can live on



  
Taking care of detail

[www.vikingroofspec.co.nz](http://www.vikingroofspec.co.nz)





**Viking Dec-K-ing:**  
**relax... we’ve got it covered**

**Viking Dec-K-ing is an all-in-one hard-wearing, aesthetic waterproofing vinyl sheet membrane, providing the ultimate underfoot finish and waterproofing for decks above living areas.**

Originally designed in the 1980s for the marine industry (boat decks), its robust nature and heat-weldable seam technology deemed it an attractive option for the construction sector to the point that it’s now installed on homes and buildings all over the world.

**Underfoot Comfort**

The Viking Dec-K-ing waterproofing membrane offers an anti-slip (embossed) surface to enhance traction underfoot. In warmer conditions, it has a propensity to take a lot longer to heat up than other deck surfaces.

**Weldable Joints**

Viking Dec-K-ing vinyl membrane sheets are heat welded with 25mm lapped seams, providing reassurance that the system will be watertight.

**Durability**

**Directional Stability**

With changes in weather temperatures, building structures and deck substrates (especially plywood) contract and expand. This movement has caused splitting and leaking in other membrane systems. This is alleviated with Dec-K-ing’s flexibility through the reinforced mesh scrim embedded in the sheet and heat-weldable seam technology.

**Puncture Resistance**

Viking Dec-K-ing is the same product that was developed for deck surfaces of pleasure craft boats, for handling regular rugged treatment from fishing rods, petrol tanks, and even anchors. Accordingly, the above-mentioned polyester reinforcing mesh scrim provides the membrane sheet with an extremely high resistance to puncturing – ideally suited to a deck surface that families can live on.

**Wear Resistance**

The embossed vinyl surface of a Viking Dec-K-ing membrane provides a hard-wearing surface made to forgive the kind of scraping and scuffing that comes from the movement of barbeques, pot plants, umbrella stands, tables and chairs to name a few.

**UV Resistance**

Viking Dec-K-ing has been performing well against New Zealand’s harsh UV since the early 1990s.


**Aesthetically Pleasing**

Viking Dec-K-ing is available in five attractive, earthy patterns, each sufficiently versatile to work nicely with most residential and commercial decors.


**Colours available**



Baltic



Sand Pebble



Sandy Landau Grey



Sandy Pearl



Stonehenge

Note – Please view actual material samples before making a final selection.

**Low Maintenance**

Life is too busy to worry about re-staining or constantly scrubbing your deck. A Viking Dec-K-ing surface offers some mildew resistance, requiring minimal cleaning with a bristle brush, detergent and water – leaving more time to relax.

**Installation**

Viking Dec-K-ing is not an ‘off the shelf’ product. It’s a complete, specialised system that can only be accessed and installed by a trained Viking Approved Applicator, skilled in the installation of heat-weldable sheet membranes.

**Where can Dec-K-ing be installed?**

Viking Dec-K-ing is fit for most residential and commercial applications and is the ideal solution for coastal conditions (as the salt air does not affect the membrane). Viking Dec-K-ing can be installed over treated flooring grade plywood (minimum 17mm thick), concrete and fibre cement.

Although more prominent in the residential sector, Viking Dec-K-ing has also been successfully applied in a number of multi-unit apartment and commercial situations such as surf clubs, schools and other institutions requiring an attractive, hard-wearing waterproofing system with maximum grip underfoot on areas such as ramps and walkways.



**Accessories**

To complement the Dec-K-ing finish, a range of accessories including matching weldable internal and external flashings, scupper drains, fastening bars and drains are available.

All of these accessories have been subjected to rigorous testing and quality controls to ensure the best quality product is available for your finished deck.

**Peace of Mind**

Viking Dec-K-ing is BRANZ appraised. BRANZ performs an independent assessment by reviewing and testing the quality of the complete system. This establishes its ability to handle the toughest of New Zealand conditions; meet the New Zealand Building Code requirements; and provide peace of mind to the end-user.

**Warranties of Substance**

Viking Dec-K-ing comes with a comprehensive 20-year product warranty.

For further peace of mind, Dec-K-ing installations over 80m² may qualify for Viking’s comprehensive Full System Warranty that covers both the materials and the installation in one document.

Not all warranties are equal. The Tiri Group, an established, reputable New Zealand company with an annual turnover exceeding \$300 million, backs Viking Roofspec’s warranties. The Tiri Group will honour its warranties in the unlikely event of a product issue.

For more information visit our website  
[www.vikingroofspec.co.nz](http://www.vikingroofspec.co.nz)



masterspec



**Auckland office**

80 Alexander Crescent, Otara  
PO Box 14-541, Panmure  
Auckland 1741, New Zealand

**Christchurch office**

2 Nazareth Avenue, Middleton  
PO Box 9117, Tower Junction  
Christchurch 8149, New Zealand